



SmoothAir™ Shelter Cooling System

Building Foundation of Digital Future

The one stop precision cooling solutions for you to build highly Reliable, Efficient and Sustainable Telecom Sites.



Efficiency Prefabricated.

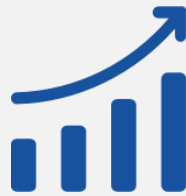
Why Work with Attom

We are experts in data center thermal management system



Quality

Products designed with heart featuring reliable quality and balanced cost to improve your business margin and performance.



Speed

A professional team always standby with service spirit and quick response to support your business agility.



Flexibility

Fully customizable as per your requirements to build your own product solution and boost your own business.

Certifications

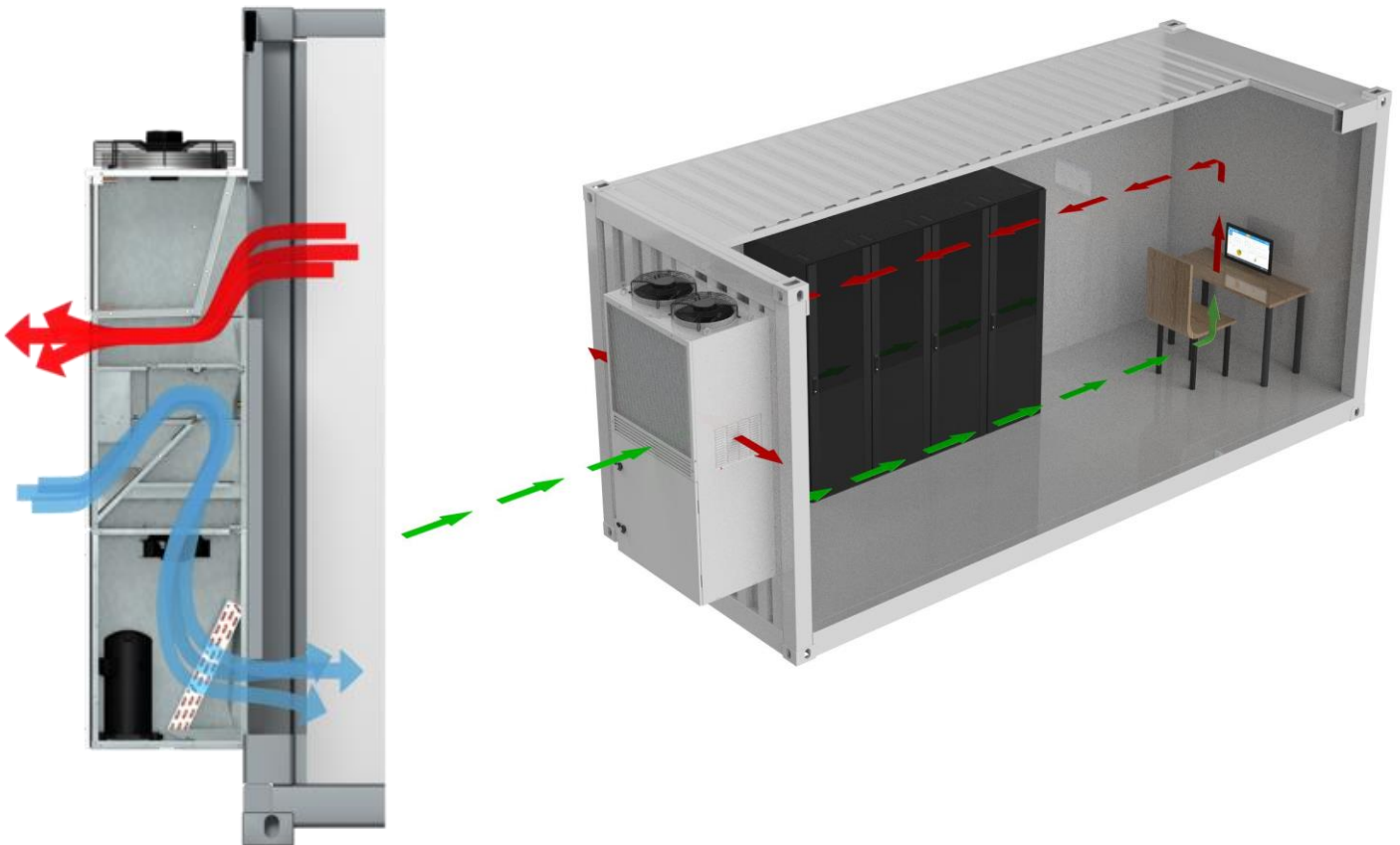


Efficiency Prefabricated.



SmoothAir - Shelter Cooling System

The wall mount cooling with direct air free cooling option enables the cooling solution with energy efficiency features, lowers down the energy bills, while maximizing the reliability of the system with the precision control of room environment.



- 1 Industry top brand compressor. Highly reliable and efficient working up to 55C ambient temperature with R134a refrigerant.
- 2 Precision cooling controller monitors and protects unit constantly. Easy to be integrated into BMS to display, control and manage the system.
- 3 Adopts high pressure/high air flow centrifugal EC fan suiting critical equipment high SHR cooling condition.

- 4 Auto-working in Direct Air Free cool / DX cool mode, best suit to environment condition and lower down energy cost.
- 5 IP55 water/dust protection in package wall mounting design, no occupying of IT space.
- 6 Green refrigerant is highly efficient and no ODP.

Efficiency Prefabricated.

SmoothAir - Shelter Cooling System



Dynamic Actuator

Actuator from top brand switching air free cooling mode, and compressor mode seamlessly.



EC Fan

EC Fan modulates airflow precisely matching heat load while saving energy by adjusting fan speed.



Smart Controller

Intelligent controller automatically monitoring and adjusting the components outputs in the optimized balance.



Electronic Expansion Valve

EEV (electronic expansion valve) precisely maintain the refrigerant flow in the efficient way reducing the compressor/pump power consumption.



Reliable Compressor

Inverter compressor adjusting capacity of whole system per heat load requirement, saving energy during part load application. Working up to 55C ambient with R134a refrigerant option.

Efficiency Prefabricated.

 **ATTOM**

SmoothAir - Shelter Cooling System

Technical Data									
Model	S-001WA	S-002WA	S-005WA	S-007WA	S-012WA	S-017WA	S-020WA	S-025WA	S-030WA
Air Free Cool Option	S-OAFC	S-OAFC	S-OAFC	S-OAFC	S-OAFC	S-OAFC	S-OAFC	S-OAFC	S-OAFC
Total Cooling-kW	1.5	2.0	5.5	7.5	12.5	17.5	21.2	25.1	31.5
SHR-%	100	100	100	100	100	100	100	100	100
Air Volume-m3/h	380	650	1850	2000	2400	3500	4000	5100	6300
Mount Type	Wall	Wall	Wall	Wall	Wall	Wall	Wall	Wall	Wall
Cooling Type	DX	DX	DX	DX	DX	DX	DX	DX	DX
Height-mm	746	746	1920	1920	2100	2100	2100	2100	2100
Depth-mm	200	200	650	650	650	650	650	650	650
Width-mm	446	446	900	900	1000	1000	1000	1350	1350
Weight-kg	34	35	180	230	285	320	355	395	415
Power Input ¹⁾	208-240V /50Hz 60Hz /1Ph-2Ph	208-240V /50Hz 60Hz /1Ph-2Ph	208-240V /50Hz 60Hz /1Ph-2Ph	208-240V /50Hz 60Hz /1Ph-2Ph	208V /60Hz /3Ph	208V /60Hz /3Ph	208V /60Hz /3Ph	208V /60Hz /3Ph	208V /60Hz /3Ph
FLA-A ¹⁾	2.9	3.9	16.5	20.1	27.4	33.6	38.0	47.5	56.3
Power Input ²⁾	-	-	-	-	380-415V /50Hz 60Hz /3Ph	380-415V /50Hz 60Hz /3Ph	380-415V /50Hz 60Hz /3Ph	380-415V /50Hz 60Hz /3Ph	380-415V /50Hz 60Hz /3Ph
FLA-A ²⁾	-	-	-	-	15.0	18.4	20.8	26.0	30.9
Power Input ³⁾	-	-	-	-	460V/60Hz/3 Ph	460V/60Hz/3 Ph	460V/60Hz/3 Ph	460V/60Hz/3 Ph	460V/60Hz/3 Ph
FLA-A ³⁾	-	-	-	-	12.4	15.2	17.2	25.8	26.8

Notes:

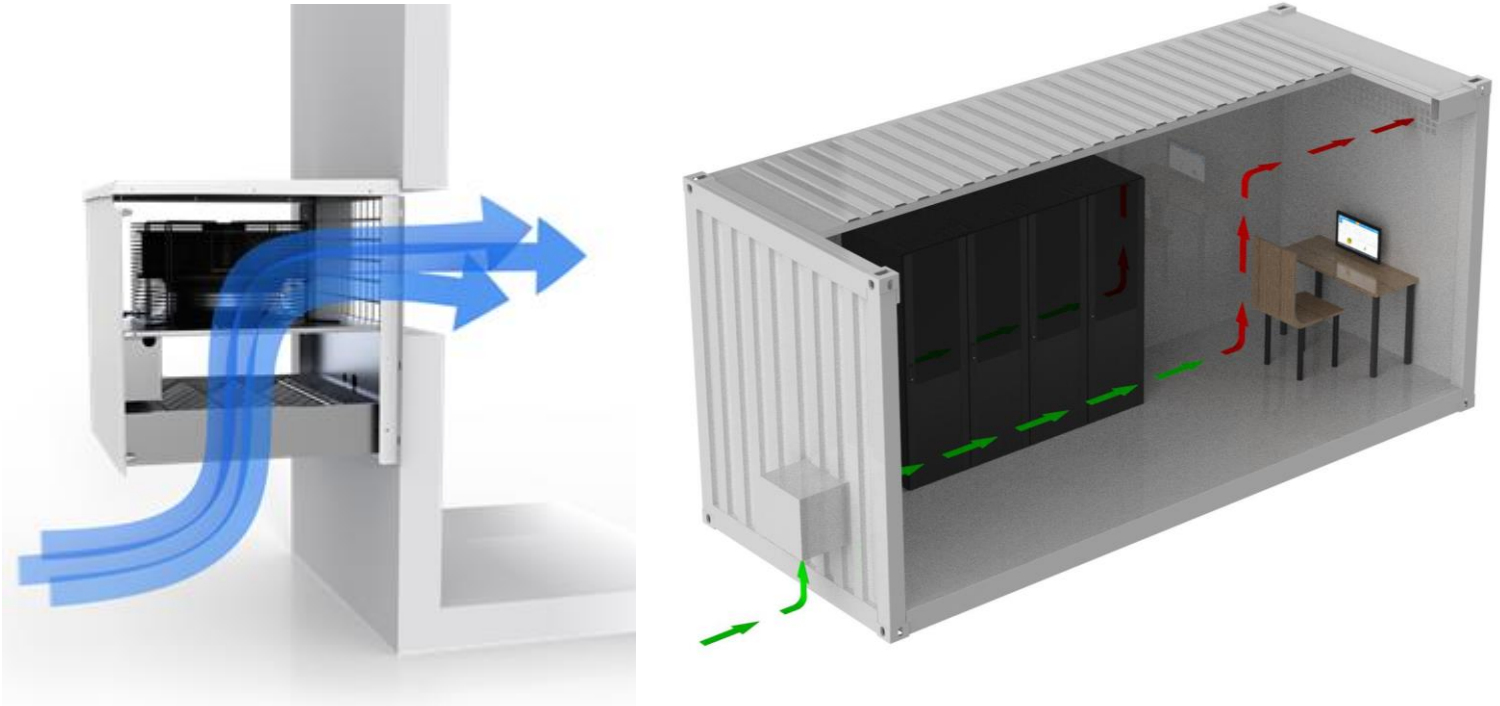
- Cooling Capacity based on 26°C/40%RH indoor return air and 35°C outdoor air.
- The frequency 50Hz or 60Hz is configurable upon order.
- The refrigerant R134a is used for the ambient temperature up to 55C maximum. R410a is possible per customization.
- Default airflow pattern is upfront return, and bottom-front discharge. Other types can be customized.
- Direct air free cooling is optional per configuration.
- Other optional parts including SNMP, power protection module, power meter module, water leaking, anti-corrosion coating.
- Data is to be changed without prior notifications.

Efficiency Prefabricated.



AFM - Direct Air Free Cooling Module

The direct air free cooling module simplifies the cooling effects by bring outside cool air into the critical space, while keep detecting the air condition within the control envelop without violating the mission critical environment status.



Technical Data

Model	AFM-30P
Air Volume-m3/h	3500
Power -kW	0.35
FLA-A ¹⁾	1.75
Mount Type	Wall
Cooling Type	Direct Air Cool
Height-mm	500
Depth-mm	500
Width-mm	500
Weight-kg	35
Power Input ¹⁾	208-240V /50Hz-60Hz /1Ph-2Ph
Filter Level	G3 (F5 Optional)

Notes:

1. Data is to be changed without prior notifications.

Efficiency Prefabricated.



One-stop Provider of Precision Cooling

Air Cool Platform



Rack Cool

- 3.9- 12kW Split type
- 3.5-5.5kW Package Type

Ceiling Cool

- 12- 36kW Split Type

Wall Cool

- 1.5- 30kW Package Type

Row Cool

- 5.6- 90kW Split Type
- 5.6 – 10.6kW Package Type

Room Cool

- 5.5- 120kW Split DX Type
- 26 – 280 kW CW Type

Liquid Cool Platform



Immersion Liquid Cool

- 10kW – 2MW immersion cooling tanks, dry coolers and water connection kits.

Cold-plate Liquid Cool

- 50kW – 350kW CDU, dry cooler, and water connection kits.

Efficiency Prefabricated.

We believe the world is
being totally connected.
The digital connections are
creating smart intelligence
and a better future.

We design and deliver
green efficient data
center infrastructure
products to build
foundation of digital
future.



USA
1450 NE Alex Way APT 299
Hillsboro, OR 97124, USA
+1 301 6789 288



CHINA
F101, #06 Yangchong Road,
Shenzhen, 518018, China
+86 755 2320 7298

Contact us
ATTOM TECHNOLOGY



Visit us on web
<https://www.attom.tech>



Email us
support@attom.tech

